



STUDENT AFFAIRS & SERVICE OFFICE
SCHOLARSHIP OFFICE



QUICK GUIDE: OPENING A LANDBANK PISO PLUS ACCOUNT THROUGH THE MOBILE APP



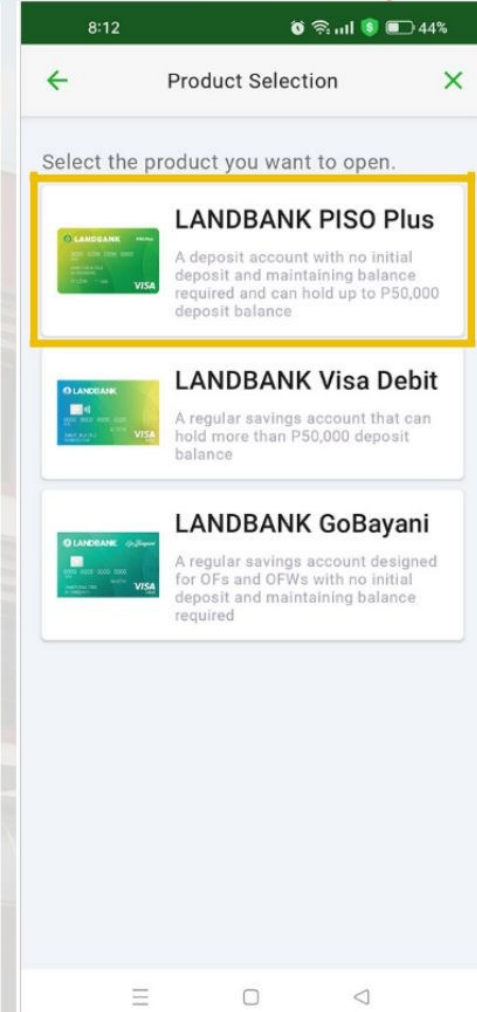
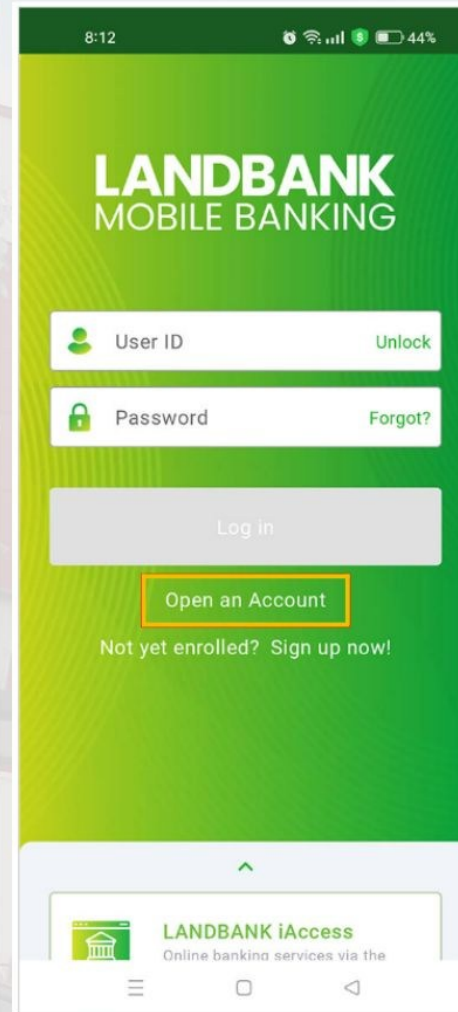
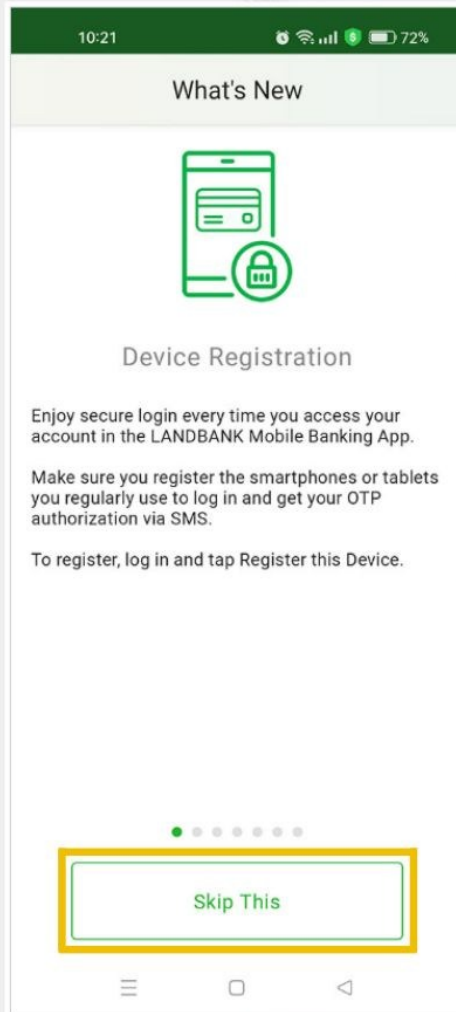
Student Affairs & Services Office - SASO - EVSU Main Campus



scholarship@evsu.edu.ph



STEP 1 : DOWNLOAD LANDBANK MOBILE APP





STEP 2 : FILL UP PROFILE DETAILS

8:15 44%

Let's Get Started!

Your Profile Details

Please enter the following details as they appear on your ID.

First Name 1

Middle Name 2

I do not have a middle name.

Last Name 3

Suffix 4 >

Birthdate 5 >

Select Birthdate

You must be at least 18 years old.

Mobile No.

8:15 44%

Let's Get Started!

Mobile No. 6

+63 9XXXXXXXX

Country Code + Mobile Number

Residential Number 7

+63 Optional

Country Code + Area Code + Phone Number

Email Address 8

someone@example.com

Create Your User Profile

User ID 9

User ID is case-sensitive and should:

- be 6 to 16 alphanumeric characters
- not contain special characters

Next

8:16 43%

Let's Get Started!

Mobile No.

+63

Country Code + Mobile Number

Residential Number

+63 Optional

Country Code + Area Code + Phone Number

Email Address

@gmail.com

Create Your User Profile

User ID

User ID is case-sensitive and should:

- be 6 to 16 alphanumeric characters
- not contain special characters

Next





STEP 3 : USER PROFILE ENROLLMENT

8:17 43%

User Profile Enrollment

Create Your Password

User ID

Enter Password 1

Confirm Password 2

Password is case-sensitive and should:

- ✓ be 7 to 15 characters
- ✓ have at least one uppercase letter
- ✓ have at least one lowercase letter
- ✓ have at least one number
- ✓ not contain special characters
- ✓ not contain your User ID and the word "password" in any case

Next

8:17 43%

Identity Verification

Let's get to know you.

Here are some tips:

- ✗ (Hat)
- ✗ (Glasses)
- ✗ (Mask)

- ✓ Wear a round neck or collared shirt.
- ✓ Do not wear a hat or head covering, unless for religious purpose.
- ✓ Take off your eyeglasses.
- ✓ Remove your mask.

Next

8:19 42%

Account Opening

User Profile Successfully Created!

Your User Profile has been created. Should you not be able to complete your account opening, you may continue next time by logging in with your User ID and Password within 30 day(s).

User ID:

Continue





STEP 4 : SUPPORTING DOCUMENTS

8:19 42%

Supporting Document

Supporting Philippine ID

Select the Philippine ID you are going to submit and have it ready.

Submitting the wrong ID may delay your account opening.

Select >

Next

8:19 42%

Supporting Document

Brgy Cert/City ID

Driver's License

Phil National ID (PhilSys)

Passport

PRC ID

SSS

UMID

8:29 42%

Supporting Document

Next, we need to scan your Passport.

Here are some tips:

- Ensure that your ID is not expired.
- Take the full picture of your ID, showing all four corners.
- Make sure that the picture is clear and not blurry.

Next

8:33 40%

Supporting Document

ID Number Entry

Type

Passport

ID Number

Please ensure your ID Number is the same as it appears on your ID.

Submit





STEP 5 : EMAIL & MOBILE NUMBER VERIFICATION

8:33 40%

Mobile Number Verification

We will send a One-Time PIN to your mobile number. Please make sure that the number is correct and active.

+63

Next

8:33 40%

One-Time PIN

Mobile Number Verification

For your protection, please enter the One-Time PIN that has been sent to your mobile number: . The code will expire in 5 minutes. Ref. No. 85D1

Resend via SMS (88)

Next

8:34 Secure Environment

One-Time PIN

Mobile Number Verification

For your protection, please enter the One-Time PIN that has been sent to your mobile number: . The code will expire in 5 minutes. Ref. No. 85D1

Resend via SMS (22)

Next

8:34

Email Verification

Please make sure that your email address is correct and active.

@gmail.com

Next





STEP 6 : SECURITY QUESTIONS

8:34

Security Questions

Please nominate your Security Questions and Answers. Please note that the answers are space-sensitive. Refrain from entering a space at the start and end of your answer. For the security of your account, do not share these with anyone.

Question 1

Select Question >

Enter Answer

Question 2

Select Question >

Enter Answer

Question 3

Select Question >

Enter Answer

Next

8:36

Security Questions

and Answers. Please note that the answers are space-sensitive. Refrain from entering a space at the start and end of your answer. For the security of your account, do not share these with anyone.

Question 1

Who is your favorite superhero?

Question 2

What is your favorite sport?

Question 3

What is your favorite sports team?

Next





STEP 7 : PERSONAL INFORMATION

8:36 Personal Information

Personal Information

Nationality
PHILIPPINES

Citizenship
PHILIPPINES **1**

Birthplace
2

Civil Status
Select Civil Status **3** >

Sex
Select Sex **4** >

Mother's Maiden Name
5

Present Address

Unit/House No.

8:37 Personal Information

Present Address **6**

Unit/House No. **a**

Street/Subdivision/Village/Building **b**

Barangay/District
Optional **c**

Province
Select Province **d** >

City
Select City **e** >

Country
PHILIPPINES **f**

Permanent Address

Same as present address

8:37 Personal Information

City
Select City >

Country
PHILIPPINES

Permanent Address **7**

Same as present address

Additional Information

Are you a relative of a LANDBANK employee?
 Yes No **8**

Are you a related to a government official by affinity or consanguinity?
 Yes No **9**

Up to second degree only

Next

8:40 Personal Information

City

Country
PHILIPPINES

Permanent Address

Same as present address

Additional Information

Are you a relative of a LANDBANK employee?
 Yes No

Are you a related to a government official by affinity or consanguinity?
 Yes No

Up to second degree only

Next





STEP 8 : FINANCIAL INFO & ACCOUNT PURPOSE

8:40

Financial Information

Financial Information

Occupation
Select Occupation 1 >

Source of Wealth
Select Source of Wealth 2 >

Other Source of Wealth
Optional 3 >

Gross Monthly Income
Select Gross Monthly Income 4 >

Is TIN available?
 Yes No 5

Reason
Select 6 >

Employer/Business Information

Employer Name 7

8:41

Financial Information

a

Address Line b

Province
Select Province c >

Country
PHILIPPINES d

Nature of Business
Select Nature of Business e >

Position
f

Employment Date
Select Employment Date g >

Next

8:47

Account Purpose

Account Purpose

Product
LANDBANK PISO Plus

Purpose
Select Purpose 1 >

Estimated Monthly Deposit
0.00 2
Total amount of deposits per month

Estimated Frequency of Deposit
0 3
Number of times per month

Next

8:47

Account Purpose

Account Purpose

Product
LANDBANK PISO Plus

Purpose
Savings/Investment

Estimated Monthly Deposit
PHP 1,000.00
Total amount of deposits per month

Estimated Frequency of Deposit
1
Number of times per month

Next





STEP 9 : FATCA INFORMATION

8:47

FATCA Declaration

Kindly answer the following questions regarding your U.S. connections.

Are you a resident or citizen of the United States?

Yes No **1**

Are you a United States permanent resident card holder?

Yes No **2**

Next

8:48

FATCA Declaration

Kindly answer the following questions regarding your U.S. connections.

Are you a resident or citizen of the United States?

Yes No

Are you a United States permanent resident card holder?

Yes No

Next





STEP 10 : HOME BRANCH

Branch Selection: Grantees must select the **LandBank branch nearest** to their current residence





STEP 11 : CONFIRMATION

8:50 35%

Confirmation

Estimated Monthly Deposit PHP 1,000.00

Estimated Frequency of Deposit 1

FATCA Information Edit

Are you a resident or citizen of the United States? No

Are you a United States permanent resident card holder? No

Supporting Document Edit

Type Passport

ID Number 1122334455

Home Branch Edit

Branch REAL BRANCH

I confirm that the above information is true and accurate.

Confirm

8:51 34%

Success

Account Opening Successful!

Transaction Reference Number
MBAFABCDEF123456789
03/16/2026 11:52:22 AM

Thank you for opening a LANDBANK ATM Account! The following are the details of your account:

Account Number 12345678911
Card Number 5566778899
Account Name JUAN DELA CRUZ
Date Opened 03/16/2026
Application Number 1122334455667788

You may now login to start your LANDBANK Digital experience.

Ok

Take a screenshot or photo of the confirmation page, clearly showing your Application Number or Account Number, and submit it to the Scholarship Office through the Google Form link provided.

<https://forms.gle/vjN5A592XJuQfbLA7>





STEP 12 : SCAN AND UPLOAD THE SCREENSHOT OF SUCESSFUL BANK REGISTRATION



<https://forms.gle/vjN5A592XJuQfbLA7>





OTHER CONCERN:

Scenario 1:

Students whose names contain **Ñ/ñ** may proceed with registration by using **N/n** instead.

Scenario 2:

Grantees who are unable to successfully upload their Digital National ID may upload any of the following instead:

- **Barangay Certificate/EVSU Student ID** – This is applicable when applying for a LANDBANK PISO Plus account.
- Other valid LBP ID requirements (e.g., UMID, SSS ID, Driver's License, or Passport)

Scenario 3:

– **Please memorize or take note of your User ID and password** for the LBP Mobile App to avoid problems logging into your account.





OTHER CONCERN:

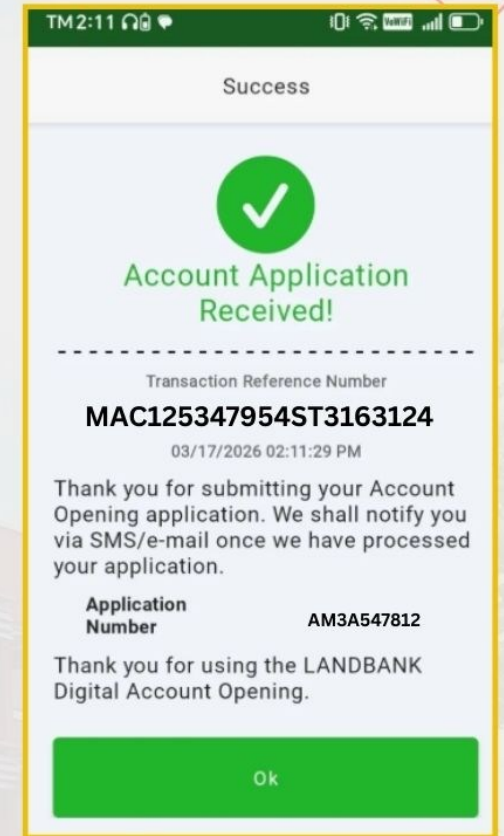
Scenario 4:

Grantees who only received an **“Account Application Received”** status (*with an Application ID number but no card number or account number*) should still upload a screenshot showing the Application ID.

The Student Scholarship Office will coordinate with the CHED Coordinator regarding grantees who have not yet received their complete account details (account name, account number, and card number), based on the documents uploaded in the provided Google Form link/QR code.

Reminder:

Please ensure that you have a stable internet connection to avoid delays in the application process.





OTHER CONCERN:

Scenario 5:

Students who cannot access or are experiencing issues with the **LANDBANK Mobile App** may use the official website instead:

👉 <https://dobs.landbank.com/DOBS/home/personal/piso> or scan the QR code.

This is part of LANDBANK's Digital Onboarding System (DOBS), which allows you to open an account online without visiting a branch.

Note: *Once your application is successful, kindly take a screenshot or photo of the confirmation page, clearly showing your Application Number or Account Number, and submit it to the Scholarship Office through the Google Form link provided.*

Thank you.



LANDBANK WEBSITE



UPLOADING OF LBP APPLICATION

