

Wrong email? Inactive? Typos? Didn't receive your confirmation link?

Note:

📧 Once you submit your college admission application successfully, you should receive an email confirmation the same day.

📧 Please make sure to check your inbox and spam folder.

⚠️ If you still haven't received it, it's likely due to a typo or an inactive email in your application. Fix it NOW — follow these steps to change your email address. Make sure it's correct and active — **you can only change it ONE TIME ONLY.**

Step 1

EASTERN VISAYAS STATE UNIVERSITY
COLLEGE ADMISSION APPLICATION
A.Y. 2026-2027 (1st SEMESTER)

Steps to Change the Email Address for Unverified Applications

I. LOG IN TO ADMISSION PORTAL & CHECKING ADMISSION STATUS

Admission Portal link: apps.evsu.edu.ph/admissions/confirmation_login

Input Information to log-in your Admission Status

Application ID
Birthday (yyyy-mm-dd) or LRN
Login

Email Needs Verification
Please login to your email admission@evsu.edu.ph, find the email from EVSU that has a title "Admission Email Confirmation". Then click the confirmation link to verify your email.
If the above email is not correct click [click here](#) to edit your email.

[Click Here to Change your E-MAIL](#)

**Note: Application ID always starts with Letter not number, ex: O-22-1-01375-0301
Birthday follows the format YYYY-MM-DD, ex: 1992-07-06**

f EVSU Admission and Testing Office **✉** admission.testing@evsu.edu.ph

Step 2



EASTERN VISAYAS STATE UNIVERSITY COLLEGE ADMISSION APPLICATION

A.Y. 2026-2027 (1st SEMESTER)

Steps to Change the Email Address for Unverified Applications

II. INPUT NEW EMAIL



Student Portal

Edit Admission Application Logout

Contact Info.

E-mail* email	Mobile Number* phone
-------------------------	--------------------------------


Click to FINISH

Finish

Note: Check first if your email address is active before changing it.
⚠ Email address can be changed ONE TIME ONLY.

 EVSU Admission and Testing Office admission.testing@evsu.edu.ph

Step 3




EASTERN VISAYAS STATE UNIVERSITY COLLEGE ADMISSION APPLICATION

A.Y. 2026-2027 (1st SEMESTER)

Steps to Change the Email Address for Unverified Applications

III. CHANGE EMAIL SUCCESS

An email has been sent to @evsu.edu.ph. Please verify your email as soon as possible to complete your admission registration.



Student Portal

EVSU ADMISSION APPLICATION

✔ SUCCESS!

Congratulations Your application has been saved successfully. Please verify your email as soon as possible.



Important:

- Remember your Application ID.
- Verify your email as soon as possible to complete your admission registration.
- Check your email and click the link.



Your Exam permit and Exam Schedule will be sent to you via email once you pass the Verification.

Application Number	M-22-1-00004-0004
Fullname	

Don't forget to Like our Facebook Pages to be more informed



Note: Take note of your Application Number

 EVSU Admission and Testing Office admission.testing@evsu.edu.ph

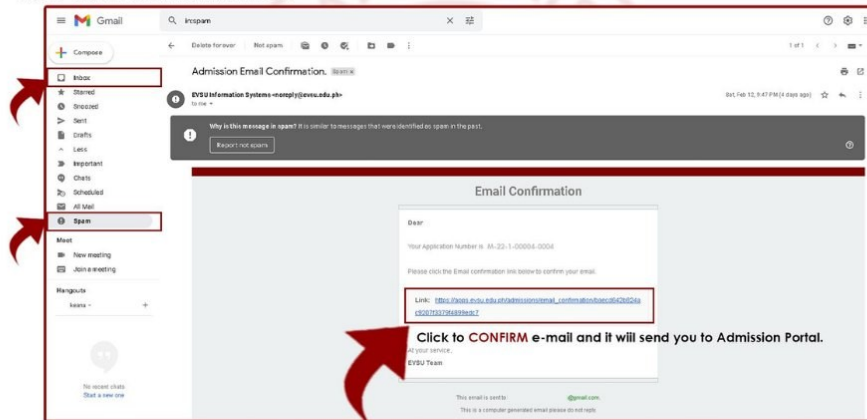
Step 4



EASTERN VISAYAS STATE UNIVERSITY COLLEGE ADMISSION APPLICATION A.Y. 2026-2027 (1st SEMESTER)

Steps to Change the Email Address for Unverified Applications

IV. E-MAIL CONFIRMATION



Note: Check your INBOX or SPAM and look for your Confirmation link from Admission Information Systems.

Step 5

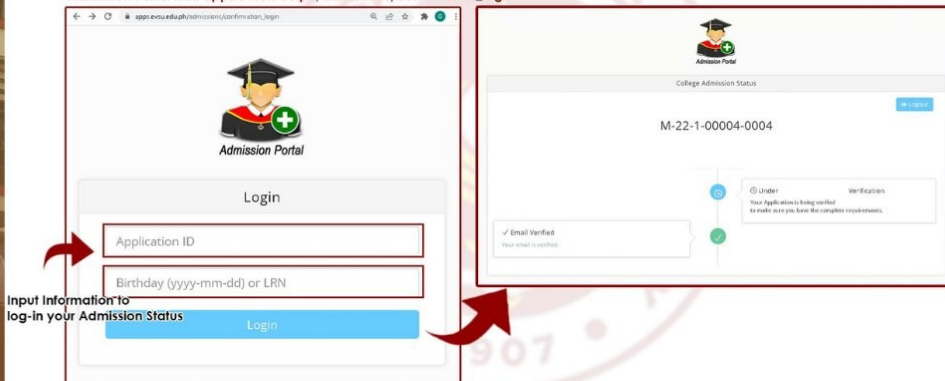


EASTERN VISAYAS STATE UNIVERSITY COLLEGE ADMISSION APPLICATION A.Y. 2026-2027 (1st SEMESTER)

Steps to Change the Email Address for Unverified Applications

V. CHECK ADMISSION STATUS

Admission Portal link: apps.evsu.edu.ph/admissions/confirmation_login



Input Information to
log-in your Admission Status

Note: Please wait for your application verification result. It will be sent to your email and/or you may check your admission status on the Admission Portal.